






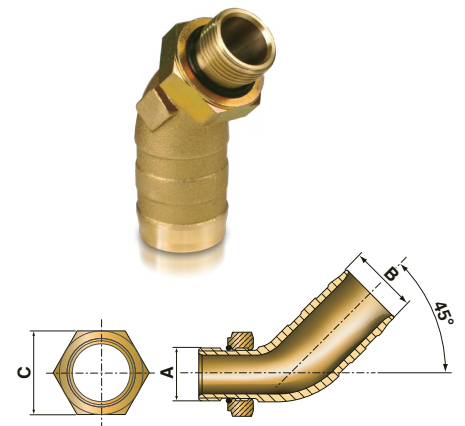












RACCORDI PORTAGOMMA A 45° / 45° TAIL FITTINGS

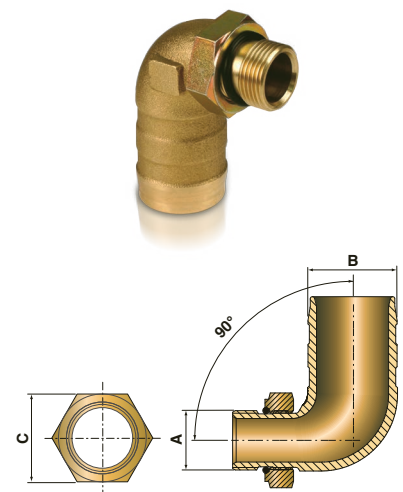
CODICE CODE	A ATTACCO GAS GAS PORT	B TUBO HOSE	C CHIAVE WRENCH
90021701800	3/4"	ø 39 (1" 1/2)	36 (60 Nm )
90021701900	1"	ø 45 (1" 3/4)	46 (70 Nm )
90021702800	1"	ø 51 (2")	50 (80 Nm )
90021702000	1" 1/4	ø 51 (2")	50 (80 Nm )
90021702100	1" 1/2	ø 51 (2")	55 (90 Nm )
90021706500	1" 1/4	ø 63 (2" 1/2)	55 (90 Nm )
90021705800	1" 1/2	ø 63.5 (2" 1/2)	55 (90 Nm )



9

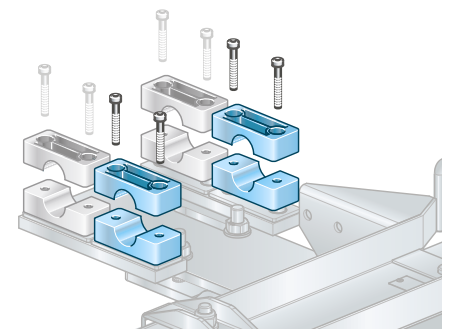
RACCORDI PORTAGOMMA A 90° / 90° TAIL FITTINGS

CODICE CODE	A ATTACCO GAS GAS PORT	B TUBO HOSE	C CHIAVE WRENCH
90021703500	1/2"	ø 25 (1")	28 (35 Nm )
90021703800	1/2"	ø 32 (1" 1/4)	28 (35 Nm )
90021703700	3/4"	ø 25 (1")	36 (60 Nm )
90021703900	3/4"	ø 32 (1" 1/4)	36 (60 Nm )
90021702500	3/4"	ø 39 (1" 1/2)	36 (60 Nm )
90021704000	1"	ø 39 (1" 1/2)	46 (70 Nm )
90021702400	1"	ø 45 (1" 3/4)	46 (70 Nm )
90021702700	1"	ø 51 (2")	46 (70 Nm )
90021702200	1" 1/4	ø 51 (2")	50 (80 Nm )
90021702300	1" 1/2	ø 51 (2")	55 (90 Nm )

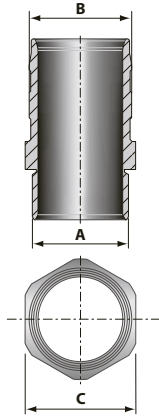


COLLARI FERMA TUBI COMPLETI DI VITI DI FISSAGGIO PIPE CLAMPING COLLARS WITH FASTENING SCREWS

CODICE CODE	DIAMETRO COLLARE COLLAR DIAMETER
09900523000	ø 25
09901247000	ø 35
09901249000	ø 38




RACCORDI PORTAGOMMA DIRITTI STRAIGHT TAIL FITTINGS




CODICE CODE	RONDELLA WASHER	A ATTACCO GAS GAS PORT	B TUBO HOSE	C CHIAVE WRENCH
90011002161	00401120000	1/2"	ø 32 (1" 1/4)	36 (40 Nm)
90011002062	00401120000	3/4"	ø 32 (1" 1/4)	34 (60 Nm)
90011002100	00401120000	3/4"	ø 39 (1" 1/2)	41 (60 Nm)
90011021590	00401119000	1"	ø 32 (1" 1/4)	41 (70 Nm)
90011002130	00401119000	1"	ø 39 (1" 1/2)	41 (70 Nm)
90011002101	00401119000	1"	ø 45 (1" 3/4)	50 (70 Nm)
90011002157	00401119000	1"	ø 51 (2")	55 (70 Nm)
90011002102	00401118000	1" 1/4	ø 51 (2")	55 (80 Nm)
90011002158	00401159000	1" 1/2	ø 39 (1" 1/2)	55 (90 Nm)
90011002160	00401159000	1" 1/2	ø 45 (1" 3/4)	55 (90 Nm)
90011002095	00401159000	1" 1/2	ø 51 (2")	55 (90 Nm)

RUBINETTO A SFERA ORIENTABILE CON PORTAGOMMA ADJUSTABLE BALL VALVE WITH HOSE FITTING



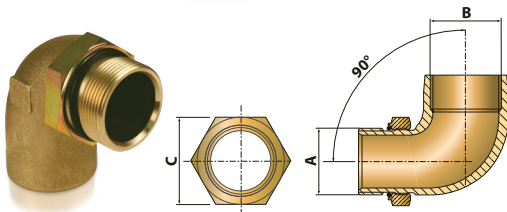
CODICE CODE	A ATTACCO GAS GAS PORT	B TUBO HOSE	C CHIAVE WRENCH
90021703100	1" 1/2	ø 51 (2")	55 (90 Nm)
90021703400	1" 1/2	ø 45 (1" 3/4)	55 (90 Nm)
90021703300	1" 1/2	ø 39 (1" 1/2)	55 (90 Nm)
90021705000	1" 1/4	ø 51 (2")	55 (90 Nm)

RUBINETTO A SFERA ORIENTABILE SENZA PORTAGOMMA ADJUSTABLE BALL VALVE WITHOUT HOSE FITTING



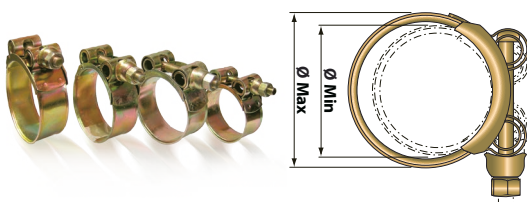
CODICE CODE	A ATTACCO GAS (maschio orient.) GAS PORT (adjustable male)	B ATTACCO GAS (femmina) GAS PORT (female)	C CHIAVE WRENCH
90021703200	1" 1/2	1" 1/2	55 (90 Nm)

RACCORDO ORIENTABILE A 90° M 1" 1/2 - F 1" 1/2 90° ADJUSTABLE FITTING M 1" 1/2 - F 1" 1/2



CODICE CODE	A ATTACCO GAS GAS PORT	B TUBO HOSE	C CHIAVE WRENCH
90021702600	1" 1/2	1" 1/2	55 (90 Nm)

FASCETTE / CLAMPS



CODICE CODE	TUBO HOSE	Ø MIN - MAX
09900906000	ø 32 (1" 1/4)	40 - 43
09900907000	ø 39 (1" 1/2)	48 - 51
09900908000	ø 45 (1" 3/4)	52 - 55
09900909000	ø 51 (2")	60 - 63
09904389000	ø 63 (2" 1/2)	74 - 79